

Wide-angle zoom

Carl Zeiss Lens

A  
mount

Zoom

SAL1635Z

# Vario-Sonnar T\* 16-35mm F2.8 ZA SSM

Wide large-aperture zoom with minimal distortion

35mm full frame



Super

ED

ED

(

IF

FHB

SSM

ZEISS



M mode, 1/50 sec., F16, ISO 200, Daylight white balance

- Wide angle zoom from 16mm for dynamic perspectives.
- High contrast captures the scale and atmosphere of expansive scenes.

Wide-angle zoom

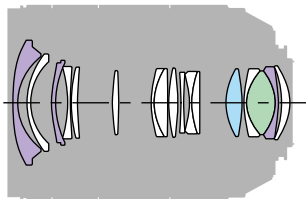
Carl Zeiss Lens



Zoom

SAL1635Z

# Vario-Sonnar T\* 16-35mm F2.8 ZA SSM



Aspherical lens    ED glass    Super ED glass

35mm-equivalent focal length (APS-C)    **24 - 52.5 mm**

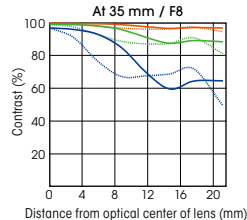
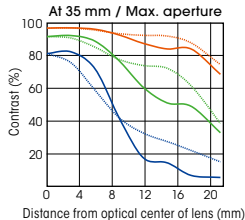
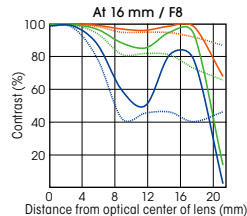
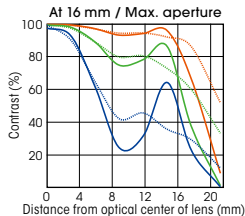
Max. magnification    **0.24 x**

Min. Focus    **0.28 m**

Filter diameter    **77 mm**

Dimensions (Dia x L)    **83 x 114 mm**

Weight (approx.)    **860 g**



Spatial frequency	R	T
10 line pairs / mm		
20 line pairs / mm		
40 line pairs / mm		

R: Radial values  
T: Tangential values

Super

35mm full frame



ED

ED

(

IF

FHB

SSM

## The icons

### Recommended subject icons



Portrait



Snapshot



Indoor



Macro and  
close-up



Macro and  
Close-up  
(Tele-macro)



Wildlife



Landscape



Night scene



Vehicle



Bird



Sports and action



Travel



Movie

### Function icons



Circular aperture

Super



Super ED / ED glass

Advanced



Advanced aspherical / Aspherical lens

**Nano AR Coating**

Nano AR Coating

**IF**

Internal focusing

**RF**

Rear focusing

3 buttons

**FHB**

**FHB**

Focus hold button

**FRL**

Electronic

**FRL**

Focus range limiter

**Auto Clutch**

Auto clutch

**ADI**

ADI flash metering

**SSM**

SSM (Super Sonic wave Motor)

**SAM**

SAM (Smooth Autofocus Motor)

**OSS**

OSS (Optical SteadyShot)

Active Mode

**OSS**

OSS (Optical SteadyShot - Active Mode)

**PZ**

Power Zoom

**SMO**

Smooth Motion Optics