

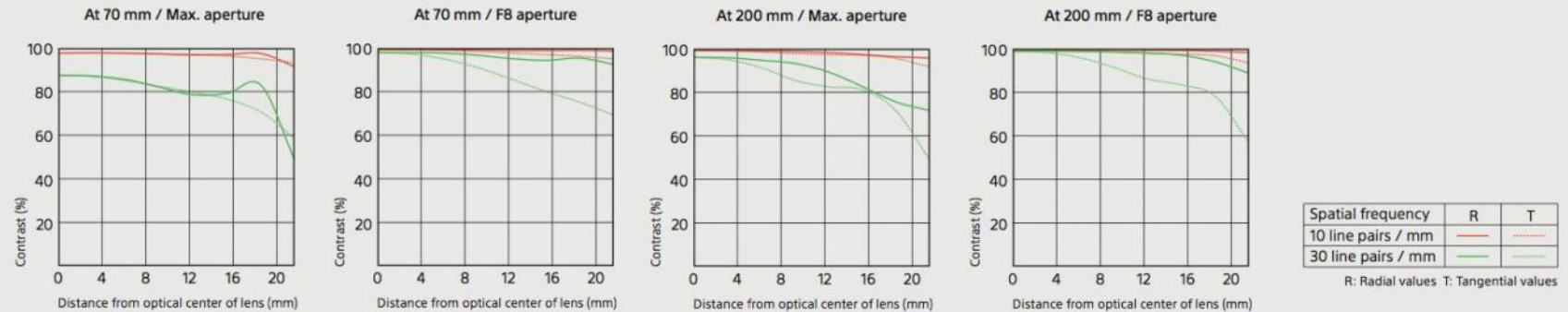


# Spectacular AF and imaging in an F2.8 telephoto zoom

FE 70-200mm F2.8 GM OSS SEL70200GM

This superb telephoto zoom lens covers 70 to 200 mm at a constant F2.8 maximum aperture with incomparable G Master series optical performance, spectacular autofocus, built-in image stabilization, and more. At the same time it offers remarkable mobility

plus design and features that make it ideal for professional still photography and movie applications.



## Forward-looking design for unbeatable images

In addition to a new XA (extreme aspherical) lens element, four ED (Extra-low Dispersion) and two Super ED glass elements, Sony's Nano AR Coating technology, and an 11-blade circular aperture add up to extraordinary image quality at any zoom or focus setting. High in-focus resolution smoothly dissolves to luscious bokeh.

## Class-leading close-up performance

Class-leading close-up performance with a minimum focusing distance of 0.96m and 0.25x maximum magnification is perfect for portraits, telephoto macro, and more. Contributing refinements include ED glass elements and a floating focus mechanism controlling aberration that can be problematic in close-up applications.

## Fast, accurate AF plus built-in image stabilization



A powerful ring SSM actuator drives the front focus group, while a double linear motor actuator drives the rear focus group in an advanced focus mechanism. Fast, precise positioning allows the body's AF system to operate at full capacity for stills or movies. Built-in image stabilization makes it easy to capture sharp images, and 5-axis image stabilization becomes available with  $\alpha$  series bodies that feature built-in image stabilization.








A focus hold button, focus range limiter, the first revolving removable tripod mount in an  $\alpha$  lens, dust/moisture resistant design\*, and a fluorine front element coating add up to significant advantages in the field.

\* Although the design is dust and moisture resistant, absolute protection from dust and moisture is not guaranteed.

- Full
- Circular Aperture
- ED
- Super ED
- Aspherical
- XA
- Nano AR Coating
- Internal Focus
- Linear
- SSM
- DDSSM
- OSS
- FRL
- FHB
- Aperture Ring
- AF/MF Switch

# G Master Specifications

Lens					
Model name	<b>SEL2470GM</b>	<b>SEL85F14GM</b>	<b>SEL70200GM</b>	<b>SEL14TC</b> *2	<b>SEL20TC</b> *2
Lens mount	Sony E-mount	Sony E-mount	Sony E-mount	Sony E-mount	Sony E-mount
Format	35mm full frame	35mm full frame	35mm full frame	35mm full frame	35mm full frame
Focal-length (mm)	24-70	85	70-200	-	-
35mm equivalent focal-length (APS-C) (mm)	36-105	127.5	105-300	-	-
Lens construction (groups-elements)	13-18	8-11	18-23	5-6	5-8
Angle of view (APS-C)*1	61°-23°	19°	23° -8°	-	-
Angle of view (35mm)	84°-34°	29°	34° -12° 30'	-	-
Maximum aperture (F)	2.8	1.4	2.8	-	-
Minimum aperture (F)	22	16	22	-	-
Number of aperture blade	9	11	11	-	-
Circular aperture	Yes	Yes	Yes	-	-
Minimum focus distance (m)	0.38	AF 0.85, MF 0.8	0.96	-	-
Minimum focus distance (ft)	1.25	AF 2.79, MF 2.63	3.15	-	-
Maximum magnification ratio (x)	0.24	0.12	0.25	-	-
Filter diameter (mm)	82	77	77	-	-
Image stabilization (SteadyShot)	-	-	Optical SteadyShot	-	-
Zoom system	Manual	-	Manual	-	-
Teleconverter compatibility (x1.4)	Incompatible	Incompatible	Compatible (SEL14TC)	-	-
Teleconverter compatibility (x2.0)	Incompatible	Incompatible	Compatible (SEL20TC)	-	-
Hood type	Petal shape, bayonet type	Round shape, bayonet type	Petal shape, bayonet type	-	-
Dimensions dia. x length (mm)	87.6 x 136	89.5 x 107.5	88.0 x 200	62.4 x 33.6	62.4 x 42.7
Dimensions dia. x length (in.)	3 1/2 x 5 3/8	3 5/8 x 4 1/4	3 1/2 x 7 7/8	2 1/2 x 1 3/8	2 1/2 x 1 11/16
Weight (approx.) (g)	886	820	1480 (without tripod mount)	167	207
Weight (approx.) (oz.)	31.3	29	52.3	5.9	7.4

\*1 With interchangeable-lens digital camera incorporating APS-C type image sensors. \*2 Compatible lens: SEL70200GM only as of February 2016