



DMX-P01

## DIGITAL PORTABLE MIXER

Effective audio quality is now more important than ever for Electronic News Gathering (ENG) and Electronic Field Production (EFP) applications because, even with high-quality video, lackluster audio performance will result in a mediocre production. Introducing the DMX-P01 Digital Portable Mixer, the Sony answer to these high-quality audio requirements. Not only does the DMX-P01 offer outstanding audio quality, it is also one of the most user-friendly mixers in the ENG and EFP markets.

With full 24-bit processing and a sampling rate of either 48 kHz or 96 kHz, the DMX-P01 provides sound quality comparable to high-end production mixers. Its front panel is human engineered to allow fast, easy, and accurate setting adjustments - essential when working in the field. It also includes other useful features, such as panel-lock and parameter-lock functions, selectable meter scales, camera-audio return-level check, memory function, digital cascade capability, and digital outputs.

All of this functionality and versatility is packaged into one sleek, compact, and lightweight body that can be used effortlessly in field productions. Make the DMX-P01 your first step into the world of portable digital-audio mixing in the field.

### Excellent Sound Quality/ Full Digital Processing

In order to provide outstanding sound quality for ENG and EFP applications, the DMX-P01 offers full digital-audio processing. Its 24-bit A/D and D/A converters provide a high level of linearity for analogue inputs and outputs. Internally, the unit utilises 32-bit digital processing for maximum throughput. In addition, the DMX-P01 has a sampling rate that is selectable from either 48 kHz or 96 kHz.

### High-Quality Digital Limiters/ Compressors

By using digital limiters and compressors, the DMX-P01 can provide extremely high-quality sound in one small package. Limiters are available at the input, and both limiters and compressors are available at the output for maximum flexibility.

### Full Parameter Controls from the Front Panel

The DMX-P01 puts all of its controls at your fingertips, with a clearly organised and logical layout on the unit's front panel. The DMX-P01 processes audio digitally, so parameters that are used less frequently are stored internally and accessed only when needed. Using the front-panel controls and easy-to-read LCD allows full control of every parameter without the need to remove the unit from its audio-organiser case. The LCD panel is also equipped with a backlight, so the unit can be used in low-light conditions too.

CHANGING

THE WAY

BUSINESS

COMMUNICATES

## Digital Benefits of the DMX-P01



Left panel



Right panel

### Panel-Lock and Parameter-Lock Features

One major concern for audio engineers in the field is the accidental bumping of controls, which can inadvertently change the sound settings. The DMX-P01 safeguards against this with its panel-lock feature, which can be set to secure all of the control settings, or selected individual control settings. With the lock engaged, physical contact with the controls will not alter their settings. In addition, a Parameter-Lock feature also avoids inadvertent parameter changes.

### Flexible Meter Scales

Because the DMX-P01 is a digital mixer, the meter calibrations can easily be changed from one type to another without the need to replace the entire meter. Six easy-to-change meter scale sheets are supplied: VU, PPM1 (BBC-type), PPM2 (DIN-type), PPM3 (NORDIC-type), PPM4 (IEC-type1) and dBFS. Simply insert the desired scale sheet and select the appropriate meter type from the

setup menu. The DMX-P01 will display the audio level according to the scale selected.

### Camera-Audio Return-Level Check

The DMX-P01 enables users to visually verify that the mixer's audio level matches the level recorded to the camcorder tape. This is done using the camera return-level mode, available in the setup menu. Simply send a reference tone signal to the camcorder and the level difference between the mixer output and camcorder return signal will be displayed. Then adjust the marker to the central position, and the level adjustment is complete.

### Memory Function

The DMX-P01 processes audio digitally, so users can effortlessly store and recall parameters from the setup menu. There are two memory functions: "Power-On Memory Recall" and "Scene Memory Recall."

- **Power-On Memory Recall** - When the DMX-P01 is powered on, the system is capable of recalling parameters in three different ways: with the default factory settings, with the same settings as the last time the unit was used, or with the parameters of one specific scene memory.
- **Scene Memory Recall** - This feature allows users to recall up to ten different user-defined parameter settings or the factory default settings. In situations where a single unit is required to serve multiple users or multiple shooting scenarios, these features can prove invaluable.

### Digital Cascade

For applications requiring additional inputs, DMX-P01 mixers can be cascaded using a digital connection between mixers. The benefit of cascading mixers digitally is that sound quality is not degraded, as it would be when cascading analogue mixers.

### Digital Output

The DMX-P01 is equipped with a digital output, which can be used to send audio to digital peripheral equipment such as DAT recorders. AES/EBU and S/PDIF (IEC 60958) coaxial interfaces are available for master outputs.

## Work Style and user Benefits

### 1 Scene Change



Scene Store  
(Scene 1)



Default Recall



QUICK  
& EASY!



Scene Recall  
(Scene 1)




QUICK  
& EASY!



Low Cut Filter Frequency  
Input Limiter  
Output Compressor/Limiter  
Stereo Link or M-S Mic

### 3 Rental Company

- Each user needs different meter scale type
- Audio engineers never compromise subtle difference of the filters




- Meter scales are selectable with one unit
- Parameter can be set by user
- Parameter can be easily turned back to default

### 2 Operator-Sharing




Scene 1 = User 1  
Scene 2 = User 2  
Scene 3 = User 3  
...



Sound Engineer 1  
Scene 1 = My setting

QUICK  
& EASY!



Sound Engineer 2  
Scene 2 = My setting

QUICK  
& EASY!

### 4 Avoid Inadvertent Operation



This will be a scoop.  
Never miss it!



- The controls will not alter the settings with panel-Lock function.  
e.g. input volume controllable, the other functions are locked.

## Features



### Inputs

- 4 microphone/line inputs with XLR type balanced connectors
- +48 V power for each microphone input
- Digital cascade input with phono connector
- Microphone/line gain-level control
- Level control knobs with stereo-link facility
- Selectable sampling rate (48 kHz or 96 kHz) for A/D converters

### Outputs

- 2 balanced outputs with XLR-type connectors
- Digital AES/EBU output (stereo) with XLR-type connector
- Coaxial output connector for mix-bus output (for cascade) or S/PDIF digital output (selectable)
- Stereo tape output with unbalanced 3.5 mm TRS jack
- Switchable output mode: stereo or monaural
- Selectable output-level control for L/R master outputs and camera send
- Selectable sampling rate (48 kHz or 96 kHz) for D/A converters

### Panning

- Variable pan controls

### Low Cut Filters

- Adjustable cut-off frequencies for 2 user settings (A/B)
- Quick parameter-recall switch with OFF/A/B positions

### Limiters/Compressors

- Digital limiters on both inputs and outputs
- Digital compressors on outputs
- Precise parameter control on threshold and ratio value, attack and release time
- Link function (ON/OFF switchable)
- LED indicators for output limiter/compressor operation

### Link/M-S operation

- Links input levels, LCFs, and PAN controls for channels 1/2 and 3/4
- Links output levels for master left/right outputs
- Decodes M-S microphone inputs, and links the input levels of channels 1/2 and 3/4
- Phase reverse on channels 2 and 4 (M-S decode)

### LCD Panel

- Various level-meter displays: VU, PPM1 (BBC-type), PPM2 (DIN-type), PPM3 (NORDIC-type), PPM4 (IEC-type1), dBFS
- Displays setup menus and allows various parameter settings
- Ten user-scene memory settings (each including level meter, LCF, limiter/compressor, and link status)
- Six scale sheets supplied for different level-meter calibrations
- Back light
- Heated LCD\* for low-temperature conditions

### Monitoring

- 2 outputs: 1/4-inch phone jack and 3.5-mm mini jack
- Six monitoring modes: left output, right output, stereo output, left/right-mixed monaural, M/S decode and camera return
- Level-control knob

### Camera-Audio Send/Return-Level Control

- Stereo return from a camcorder via 12-pin balanced connector

- Precise level control on LCD with auto-evaluation function for return level
- Monitoring capability with headphones

### Oscillator/Talkback (selectable)

- Oscillator: 1 kHz pilot-tone signal into all outputs
- Talkback: slate into all outputs
- Momentary and alternative modes for both oscillator and talkback

### Power

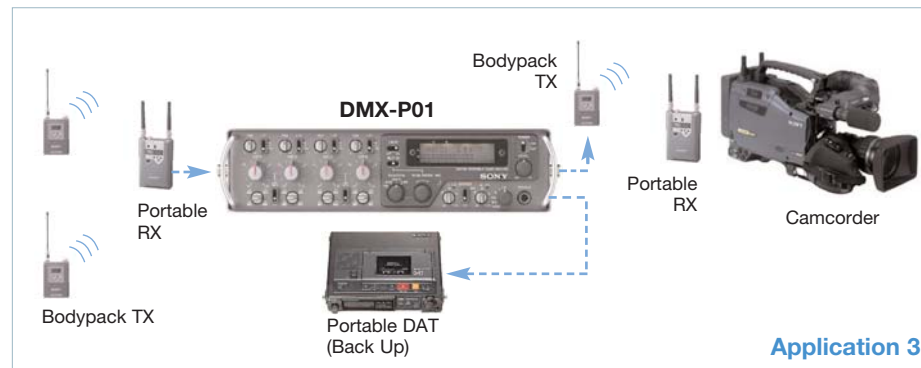
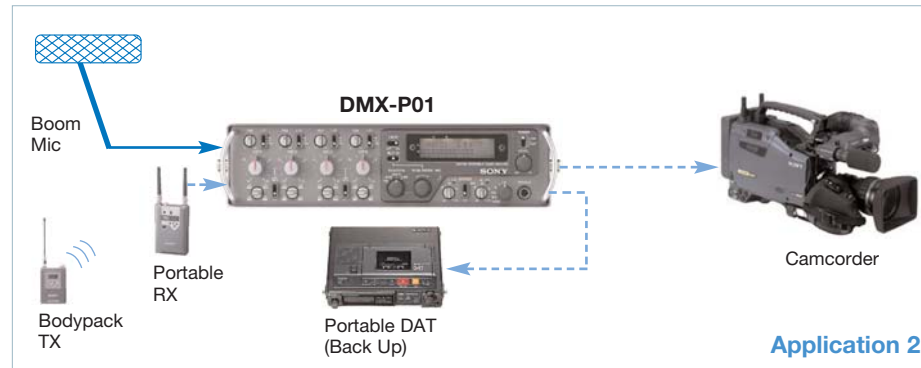
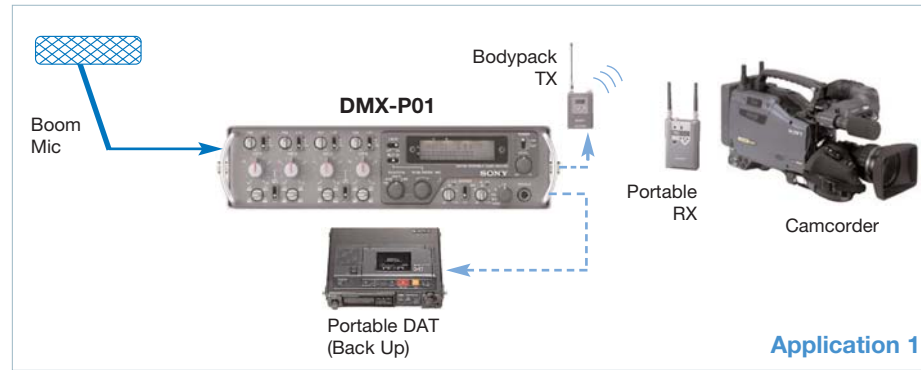
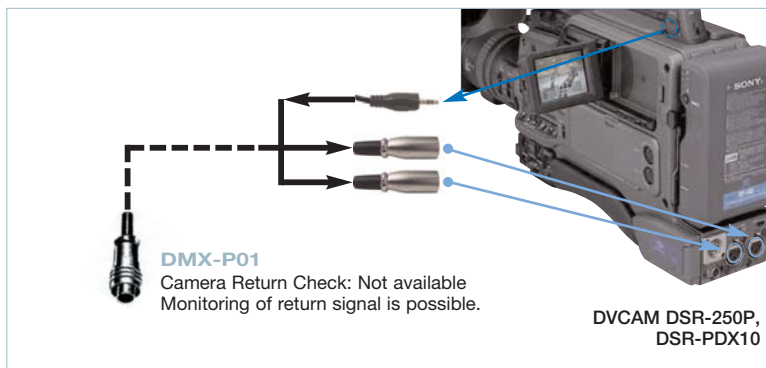
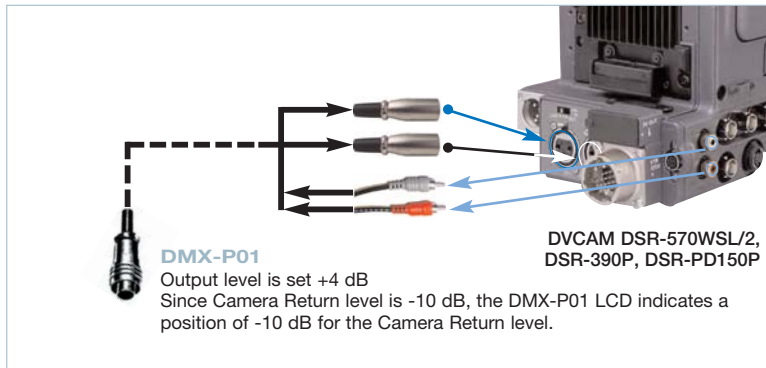
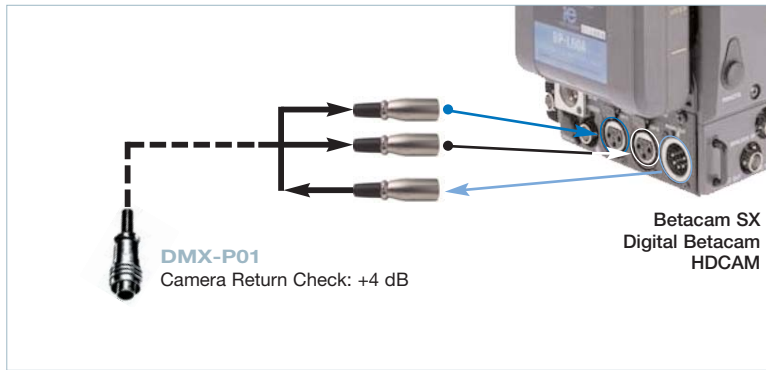
- External DC 10 to 15 V input with 4-pin XLR connector
- External DC 10 to 15 V input with jack connector
- DC 10 to 15 V output\* with 4-pin Hirose connector for a wireless microphone receiver
- 8 internal AA-size (LR6) batteries for approximately 5 hours of continuous operation
- Spare battery-compartment for quick battery change

\* When operated on alkaline batteries, power is not supplied to the wireless microphone receiver nor is the LCD panel heated.

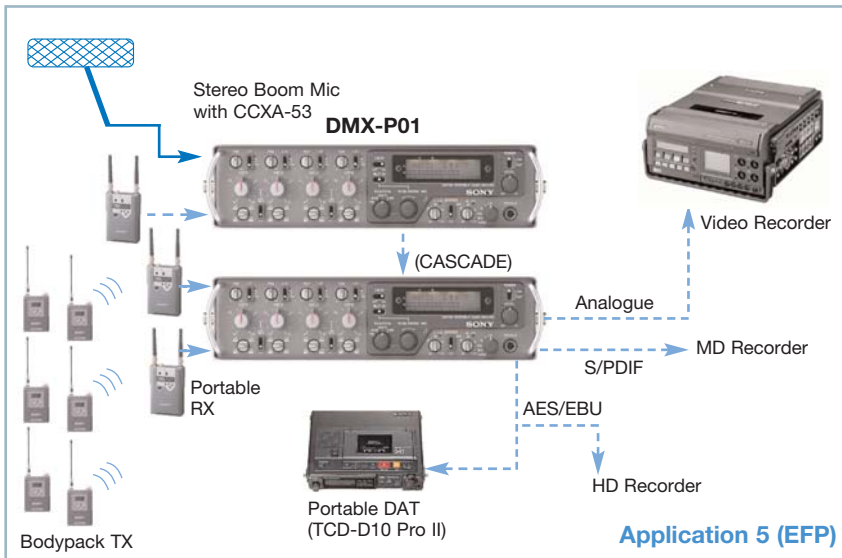
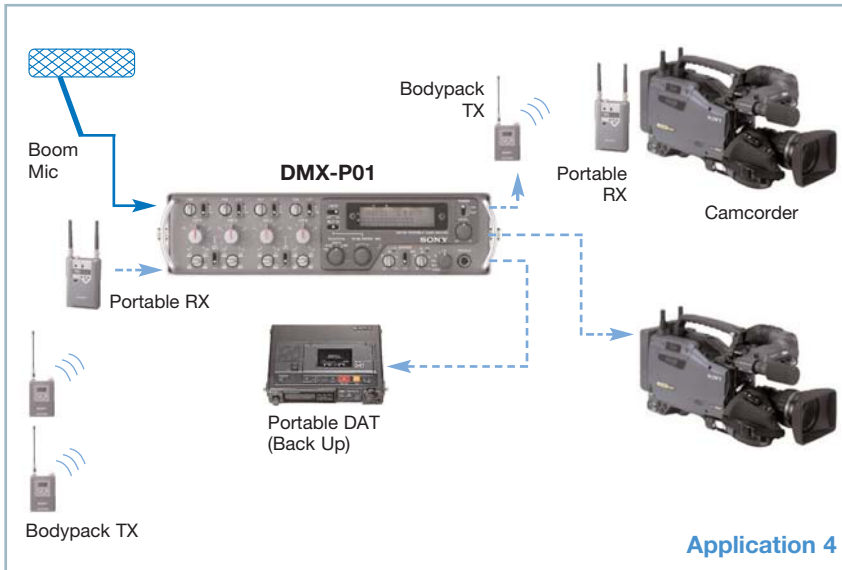


## Camera Return Check with Camcorders

## Applications



## Applications



## DMX-P01 Specifications

<b>Inputs</b>	
Channel inputs (analogue)	4 ch, XLR-3-31 (x 4), electrically balanced, microphone power; +48 V (on/off) Mic level; -70 to -30 dBu (max. -10 dBu), 2.2 k $\Omega$ or more Line level; -30 to +10 dBu (max. +30 dBu), 10 k $\Omega$ or more
Cascade input (digital)	2 busses (L/R), coaxial, 75 $\Omega$
<b>Outputs</b>	
Master outputs (analogue)	2 ch (L/R), -60/-20/+4 dBu (max. +24 dBu), XLR-3-32 (x 2), balanced, 600 $\Omega$ load or more
Master outputs (digital)	2 ch (L/R), AES/EBU, XLR-3-32 (x 1), 110 $\Omega$ load 2 ch (L/R), IEC 60958 coaxial (x 1), 75 $\Omega$ load
Tape outputs (analogue)	2 ch (L/R), -10 dBu (max. +10 dBu), 3.5 mm dia. TRS jack, unbalanced, 10 k $\Omega$ load or more
Camera send/return (analogue)	2 ch (L/R), 12-pin, female, balanced, Send level: -60/-20/+4 dBu (max. +24 dBu), 600 $\Omega$ load or more Return level: 0 dBu (max. +20 dBu), 10 k $\Omega$
A/D converter	24 bits
D/A converter	24 bits
Sampling frequency	48 kHz or 96 kHz
Signal processing	32 bits
Low cut filter	70 to 400 Hz (at 96 kHz sampling frequency), 12 dB/octave 50 to 400 Hz (at 48 kHz sampling frequency), 12 dB/octave
Input/output limiter	Threshold: 0 to +20 dB
Output compressor	Threshold: -20 to +10 dB (2 dB steps) Ratio: 2:1, 4:1, 6:1, or 10:1 Attack time: 0.5 ms, 10 ms, or 100 ms Release time: 0.1 s, 1.0 s, or 2.0 s
Frequency response	20 Hz to 40 kHz +0.5/-3.0 dB (at 96 kHz sampling frequency) 20 Hz to 20 kHz +0.5/-1.0 dB (at 48 kHz sampling frequency)
Total harmonic distortion	0.05% or less
Equivalent input noise	-130 dBu, 150 $\Omega$ terminated, IHF-A (typical)
Crosstalk	-90 dB (1 kHz) or less
Delay time	1 ms or less at 96 kHz sampling frequency, including A/D D/A conversions 2 ms or less at 48 kHz sampling frequency, including A/D D/A conversions
Level meter calibration	VU, BBC-type DIN-type, NORDIC-type, IEC-type1, dBFS (selectable)
Monitoring	1/4-inch TRS jack (x 1) and 3.5-mm dia. TRS jack (x 1) with level control
<b>Operating voltage</b>	
Internal	DC 12 V (eight AA-size (LR6) alkaline batteries)
External	DC 10 to 15 V via XLR 4-pin connector and DC jack
Battery life (with Sony AA-size alkaline batteries (LR6MG) at 25 °C)	Approximately 5 hours (when the sampling frequency is 48 kHz and the LCD backlight and +48 V microphone power are not used.)
Power supply (to wireless microphone)	DC 10 to 15 V via 4-pin Hirose connector, female
Operating temperature	0 to +45 °C (+32 to +113 °F)
Storage temperature	-30 to +70 °C (-22 to +158 °F)
Dimensions (W x H x D)	266 x 68 x 206 mm (10 1/2 x 2 3/4 x 8 1/8 inches)
Mass	Approx. 2.2 kg (4 lb 13 oz)
Supplied accessories	Spare battery-compartment (x 1), 12-pin male connector (x 1), meter scale sheets (x 1 set), operating instructions (x 1), rubber foot (x 1 set)

© 2003 Sony Corporation. Features and specifications are subject to change without notice. All non-metric weights and measurements are approximate. Sony is a registered trademark of Sony Corporation.